



COVID-19 Update

#KeepKidsLearning



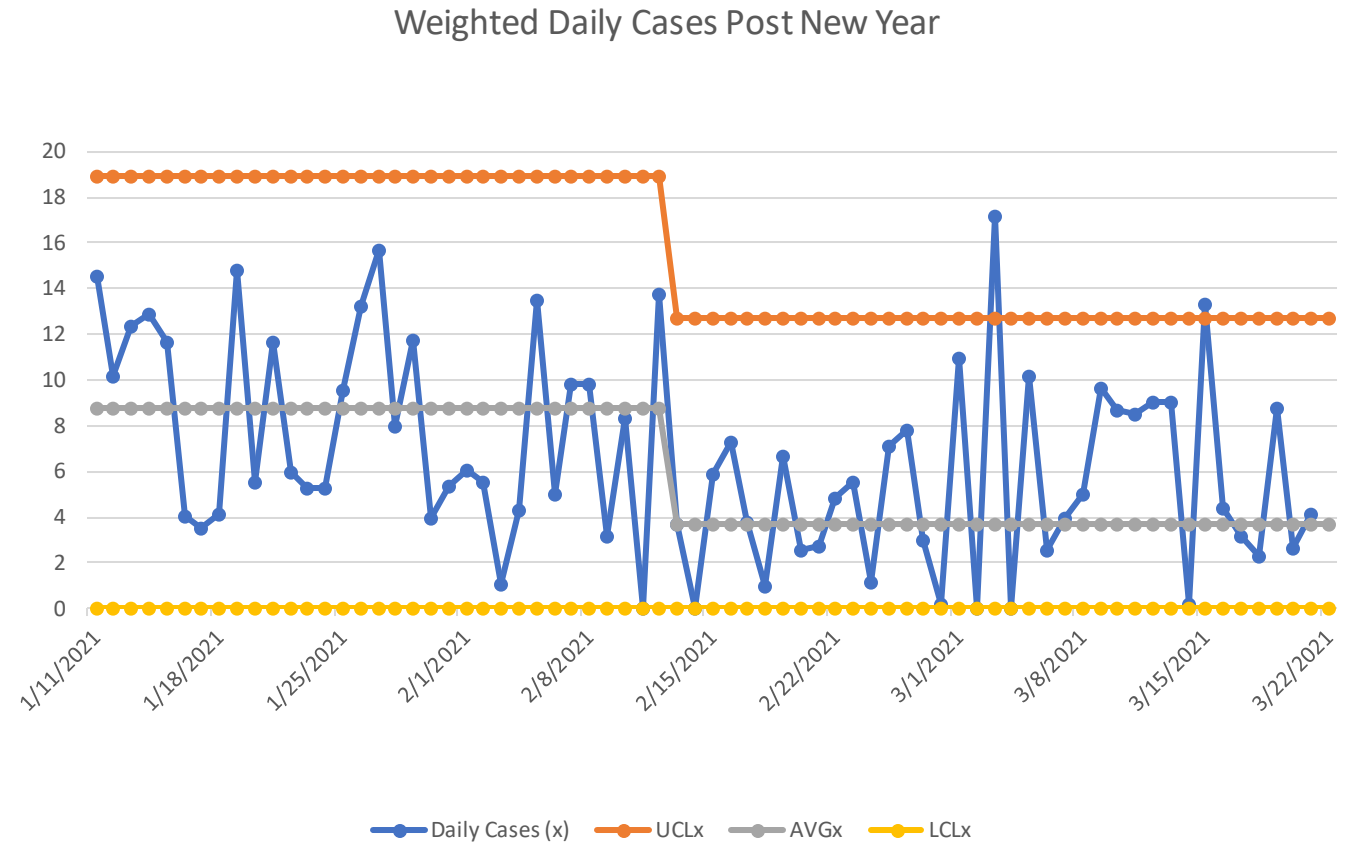
UNITING TALENT & PASSION



**Every
Child
Without
Exception**

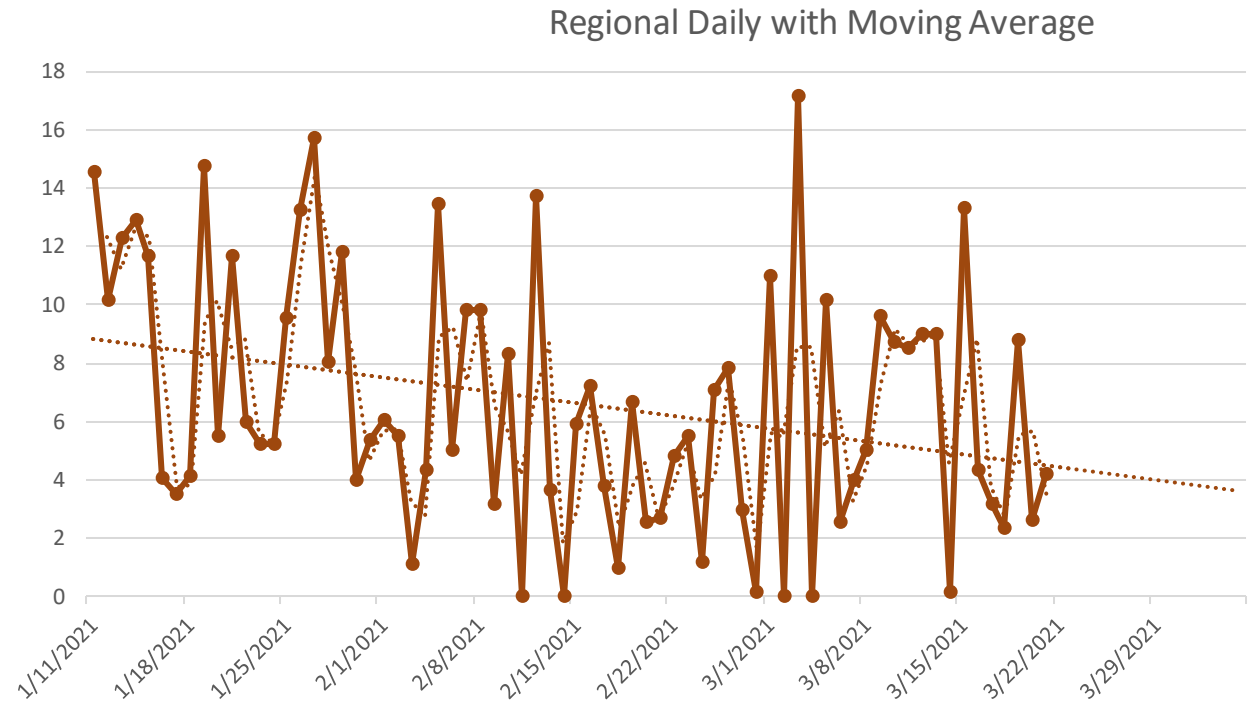
Daily Cases Reported in the Region

- Fluctuations in reporting data seem to have been resolved.
- The number of daily reported cases still falls within the control limits with an average of 3.73 cases per day.
- We expect to see the current system remain in control through the end of the month.



Simple Forecast

- The downward trend continues. However, the wide variation in daily reported cases results in a less accurate prediction of the speed at which the trend continues.
- By applying the moving average of the data, we get a more accurate picture that “smoothens” the wide fluctuations.
- Warmer weather resulting in more time spent rather than indoors will result in the dispersion and dilution of the virus. UV rays from the sun kill the virus.
- However, wearing a mask, washing your hands, social distancing, and getting vaccination are still required to mitigate the risk of infection.

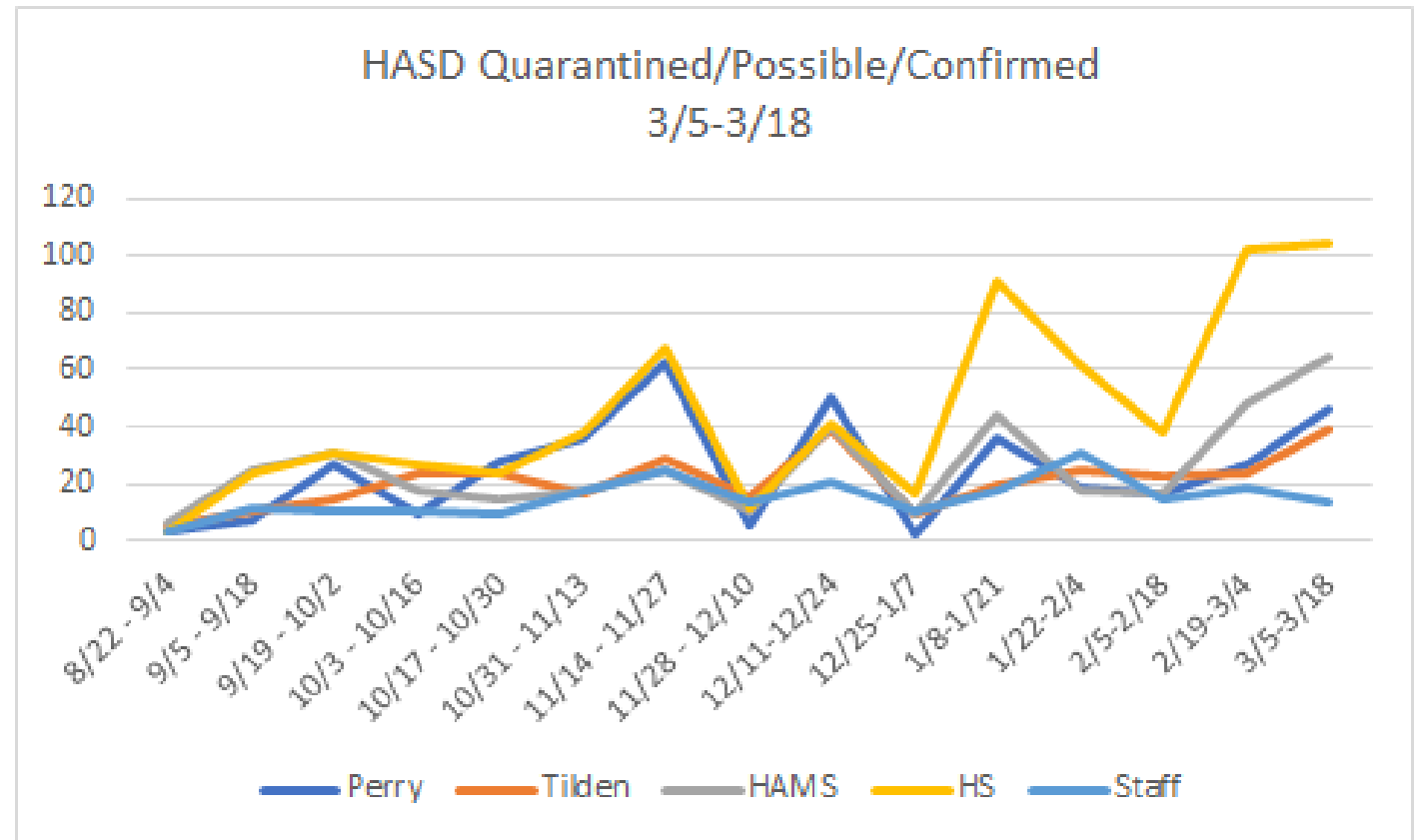


HASD daily attendance rates

		Mar. 5	Mar. 8	Mar. 9	Mar. 10	Mar. 11	Mar. 12	Mar. 15	Mar. 16	Mar. 17	Mar. 18
HS	901 Total	118	108	108	119	111	136	107	92	90	97
	%	82.7%	84.1%	84.1%	82.5%	83.7%	80.0%	84.3%	86.5%	86.8%	85.8%
MS	902 Total	61	60	80	82	79	74	70	62	74	62
	%	87.6%	87.8%	83.7%	83.3%	83.9%	84.9%	85.7%	87.4%	84.9%	87.4%
Perry	904 Total	12	30	28	29	35	39	33	24	28	26
	%	96.4%	91.0%	91.6%	91.3%	89.5%	88.3%	90.1%	92.8%	91.6%	92.2%
Tilden	906 Total	44	39	46	56	42	55	58	49	53	44
	%	91.5%	92.5%	91.1%	89.2%	91.9%	89.4%	88.8%	90.5%	89.8%	91.5%
Total All Buildings		235	237	262	286	267	304	268	227	245	229
%		88.4%	88.3%	87.0%	85.9%	86.8%	85.0%	86.7%	88.8%	87.9%	88.7%
Total Employees		34	27	30	22	37	35	36	27	27	27
%		89%	91%	90%	93%	88%	89%	89%	91%	91%	91%
					MS Virtual						

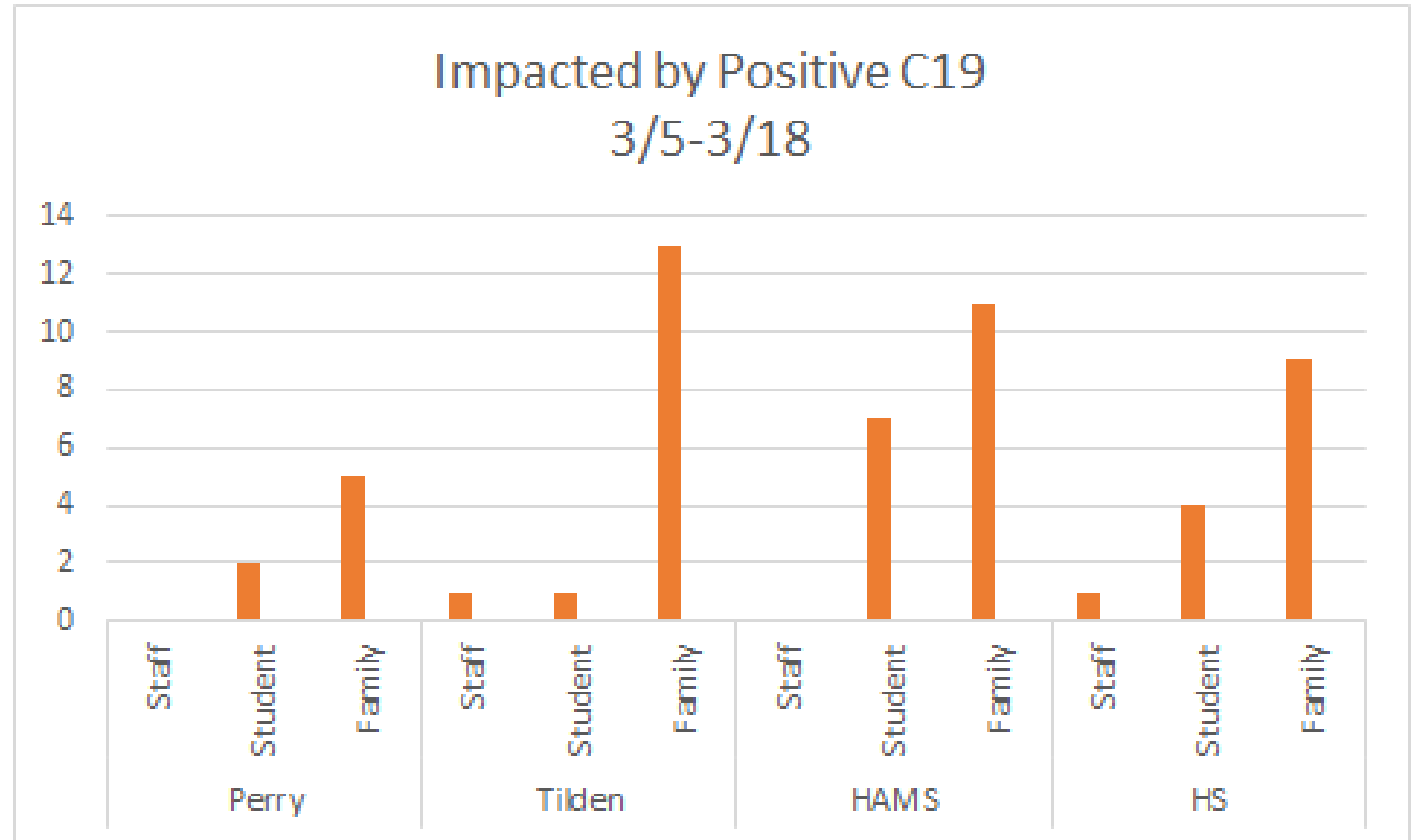
Contact Tracing

- Immediately addressing close contacts.
- 267 cases tracked over the most recent 14-day period. This is an increase of 37 cases from the previous period.
- 18 positive cases were reported for staff and students throughout the district. This is a decrease of 13 cases from the previous period.
- The MS transitioned to virtual for three days on 3/10-3/12.
- Close contact tracing and internal quarantining is essential.



Positive Cases Breakdown

- Department of Health guidance to reduce live learning
 - ≥ 2 cases **within the building** for buildings with less than 500 people (Perry)
 - ≥ 4 cases **within the building** for buildings with greater than 500 people (Tilden, Middle School, High School)
 - Option for DOH request for consultation
- Known Positive Cases in the School since February 5
 - Perry Elementary – 2
 - DOH Consultation
 - 5 family
 - Tilden Elementary – 1
 - 1 staff, 1 student, 13 family
 - Middle School – 7
 - 7 student / 11 family
 - Virtual 3/10-12
 - High School – 4
 - 4 student / 9 family
 - DOH consultation
 - Past 48 hr. period



KEY CDC mitigation strategies

- 6key mitigation strategies
- **Do not come to work/school if sick or close contact with a positive case.**
 - **Consistent and correct use of masks**
 - **Social distancing to the largest extent possible**
 - **Hand hygiene and respiratory etiquette**
 - **Cleaning and disinfection**
 - **Contact tracing in collaboration with local health department – The graph demonstrates the detailed ability of HASD to track current C19 situations**
 - **PA DOH consultation with epidemiologists**